

Solvent-Controlled Intramolecular [2 + 2] Photocycloadditions of α -Substituted Enones

Stephanie M. Ng, Scott J. Bader, and Marc L. Snapper*

Contribution from the Department of Chemistry, Merkert Chemistry Center,
Boston College, 2609 Beacon Street, Chestnut Hill, Massachusetts 02467

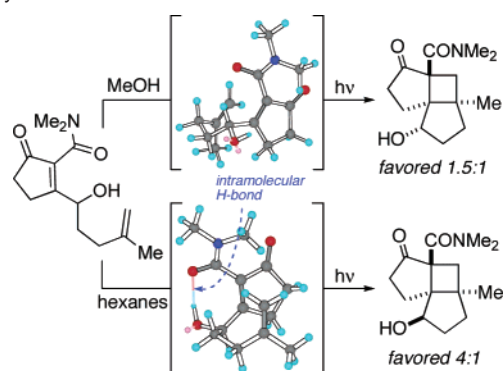
Received February 9, 2006; E-mail: marc.snapper@BC.edu

Abstract: The regio- and stereoselectivity of intramolecular [2 + 2] photocycloadditions of 2'-hydroxyenones are shown to be solvent-dependent. In the presence of aprotic solvents, 2'-hydroxyenones undergo photocycloadditions in a manner consistent with the presence of an intramolecular hydrogen bond between the carbonyl group and the tether's hydroxy functionality. In protic solvents, intermolecular interactions appear to disrupt the intramolecular hydrogen bond, providing products with complementary diastereoselectivity. If the facial accessibility of the α -tethered olefin is limited, the cycloadditions proceed to give head-to-tail or head-to-head regioisomers, depending on the nature of the solvent employed.

Introduction

Intramolecular [2 + 2] photocycloadditions between enones and olefins provide rapid and powerful entries into complex polycyclic ring systems.¹ While numerous examples of selective photocycloadditions have been presented,² there are only a few examples of solvent-controlled [2 + 2] photocycloadditions,³ particularly involving intramolecular hydrogen bonds that can direct the course of the reaction. Bach and co-workers observed high enantioselectivity in intra- and intermolecular [2 + 2] photocycloadditions in the presence of a chiral host, which hydrogen bonds to a prochiral substrate or guest.⁴ Likewise, Crimmins and co-workers have demonstrated important solvent effects on diastereoselective intramolecular [2 + 2] photocycloadditions through intramolecular hydrogen bonds with β -dicarbonyl compounds (Scheme 1).⁵ The γ -hydroxyl group was proposed to hydrogen bond with the exocyclic carbonyl moiety and direct the facial selectivity, based on choice of solvent. This strategy was used in the total synthesis of ginkgolide B.⁶

Scheme 1. Crimmins' Solvent-Dependent Intramolecular [2 + 2] Photocycloadditions

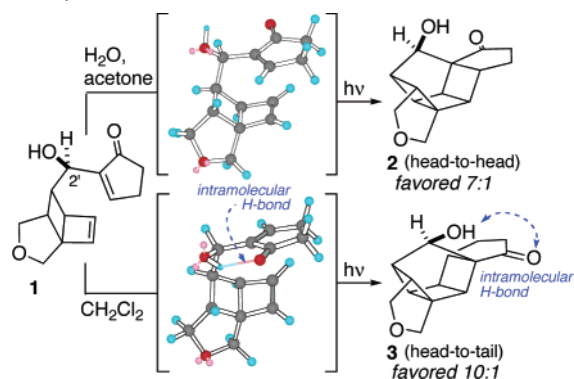


In a study of intramolecular photocycloadditions of functionalized cyclobutenes, we noted a solvent-dependent intramolecular [2 + 2] photocycloaddition of 2'-hydroxyenone **1** (Scheme 2).⁷ Photocycloadditions of **1** in protic solvents, such as acetone/water, led to a preference of the "head-to-head" (straight) coupling product **2** over the "head-to-tail" (crossed) cycloadduct **3** in a 7:1 ratio.⁸ Alternatively, when the photocycloaddition was carried out in an aprotic solvent, such as methylene chloride, the crossed product was favored by a 10:1 ratio. It was speculated that an intramolecular hydrogen bond between the enone carbonyl and the 2'-hydroxy group in this substrate was responsible for this solvent-controlled regioselectivity.

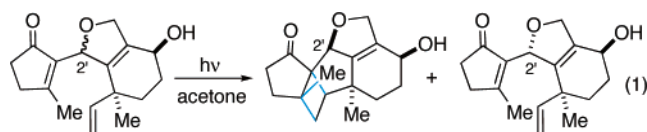
Unfortunately, the role of 2'-substituents in these [2 + 2] photocycloadditions is unclear. In an approach to the gua-

- (1) For select reviews on applications of [2 + 2] photocycloadditions, see: (a) Crimmins, M. T.; Reinhold, T. L. *Org. React.* **1993**, *44*, 297–588. (b) Keuleire, D. D.; He, S. L. *Chem. Rev.* **1993**, *93*, 359–380. (c) Bauslaugh, P. G. *Synthesis* **1970**, 287–300. (d) Schreiber, S. L. *Science* **1985**, *227*, 857–863. (e) Crimmins, M. T. *Chem. Rev.* **1988**, *88*, 1453–1473.
- (2) For a review on stereoselective intermolecular [2 + 2] photocycloadditions, see: (a) Bach, T. *Synthesis* **1998**, 683. For examples of [4+4], see: (b) Sieburth, S. M.; Joshi, P. V. *J. Org. Chem.* **1993**, *58*, 1661–1663. (c) Sieburth, S. M.; McGee, K. F. *Org. Lett.* **1999**, *1*, 1775–1777. (d) Sieburth, S. M.; McGee, K. F., Jr.; Al-Tel, T. H. *J. Am. Chem. Soc.* **1998**, *120*, 587–588. Paterno Buchi: (e) Adam, W.; Peters, K.; Peters, E. M.; Stegmann, V. R. *J. Am. Chem. Soc.* **2000**, *122*, 2958–2959. (f) Griesbeck, A. G.; Bondock, S. *J. Am. Chem. Soc.* **2001**, *123*, 6191–6192. Other: (g) Rigby, J. H.; Mateo, M. E. *J. Am. Chem. Soc.* **1997**, *119*, 12655–12656. For representative examples of regioselective photocycloadditions, see: (h) Matlin, A. R.; George, C. F.; Wolff, S.; Agosta, W. C. *J. Am. Chem. Soc.* **1986**, *108*, 3385–3394. (i) Gleiter, R.; Fischer, E. *Chem. Ber.* **1992**, *125*, 1899–1911.
- (3) For example, see: (a) Yokoyama, A.; Mizuno, K. *Org. Lett.* **2000**, *2*, 3457–3459. (b) Mizuno, K.; Kagano, H.; Otsuji, Y. *Tetrahedron Lett.* **1983**, *24*, 3849.
- (4) (a) Bach, T.; Bergmann, H.; Harms, K. *Angew. Chem., Int. Ed.* **2000**, *39*, 2302–2303. (b) Bach, T.; Bergmann, H.; Harms, K. *J. Am. Chem. Soc.* **1999**, *121*, 10650–10651.
- (5) Crimmins, M. T.; Choy, A. L. *J. Am. Chem. Soc.* **1997**, *119*, 10237–10238.

- (6) Crimmins, M. T.; Pace, J. M.; Nantermet, P. G.; Kim-Meade, A. S.; Thomas, J. B.; Watterson, S. H.; Wagman, A. S. *J. Am. Chem. Soc.* **2000**, *122*, 8453–8463.
- (7) Bader, S. J.; Snapper, M. L. *J. Am. Chem. Soc.* **2005**, *127*, 1201–1205.
- (8) For related studies on steric effects in cyclopentenone [2 + 2] photocycloadditions, see: (a) Matlin, A. R.; George, C. F.; Wolff, S.; Agosta, W. C. *J. Am. Chem. Soc.* **1986**, *108*, 3385. (b) Becker, D.; Klimovich, N. *Tetrahedron Lett.* **1994**, *35*, 261.

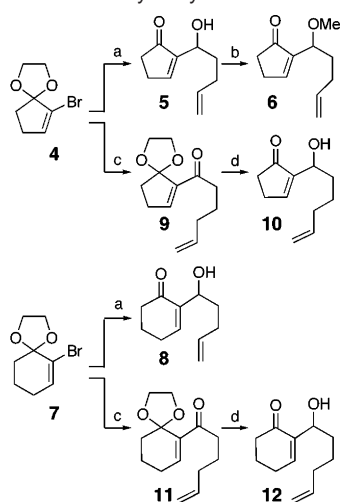
Scheme 2. Solvent-Dependent Regioselective Intramolecular [2 + 2] Photocycloadditions

castepenes, Sorensen observed a highly selective intramolecular [2 + 2] photocycloaddition of a 2'-substituted system (eq 1).⁹ In this case, only one diastereomer was a competent substrate in the [2 + 2] photocycloaddition. Given these observations, we sought to explore the role of 2'-functionalization in these cycloadditions. We were particularly interested in examining the generality of solvent effects on intramolecular [2 + 2] photocycloadditions of 2'-hydroxyenones. Accordingly, the regio- and stereochemical results of photochemical cycloadditions of 2'-hydroxyenones in protic and aprotic solvents are described herein.



Results and Discussion

As illustrated in Scheme 3, enones with acyclic 2'-hydroxy-containing tethered olefins were synthesized in order to observe the role that steric effects and hydrogen bonding play in the regio- and stereochemical preference of intramolecular [2 + 2] photocycloadditions. Enones **5** and **8** were prepared in a straightforward manner from either cyclopentenyl bromide **4**

Scheme 3. Synthesis of 2'-Hydroxyenones^a

^a Conditions: (a) (1) *n*-BuLi, $-78\text{ }^{\circ}\text{C}$, THF; (2) 4-pentenol, 1 M HCl (60–80% over 3 steps). (b) Ag_2O , MeI, $58\text{ }^{\circ}\text{C}$, 48 h (60–70%). (c) (1) *n*-BuLi, $-78\text{ }^{\circ}\text{C}$, Et_2O ; (2) *N*-methoxy-*N*-methylhex-5-enamide **13** (57%, 2 steps). (d) (1) CeCl_3 , NaBH_4 , MeOH, $0\text{ }^{\circ}\text{C}$; (2) 1 M HCl (80%, 2 steps).

or cyclohexenyl bromide **7** (Scheme 3).¹⁰ Lithium–halogen exchange of **4** or **7** occurred after addition of *n*-BuLi at $-78\text{ }^{\circ}\text{C}$, at which time 4-pentenol was added, followed by acidic workup to afford enone **5** and **8**, respectively, in a 60–80% yield. Enone **5** was further transformed to methyl ether **6** using Trost's methylation conditions.¹¹ This substrate should provide insight into the [2 + 2] photocycloaddition for systems lacking an intramolecular hydrogen bond.

In a similar fashion, enones **10** and **12**, with one-carbon longer olefin tethers, were also generated. The addition of Weinreb amide **13**, which was readily prepared from 5-hexenoic acid, to the respective vinyl lithium reagent derived from five- or six-membered rings afforded products **9** and **11** in moderate yields. Luche reduction,¹² followed by acidic workup, provided substrates **10** and **12** in >80% yields.

With functionalized 2'-hydroxyenones in hand, we examined the photocycloaddition of these systems in a variety of solvents. As shown in Table 1, enone **5** was irradiated with a 450 W medium-pressure lamp through Pyrex filters in various solvents to yield mixtures of cycloadducts **14a** and **14b**. Resubjection of either cycloadduct to the photolysis conditions did not lead to formation of the other diastereomer, an observation indicating that the products were not equilibrating under the photolysis conditions. The ratio of cycloadducts obtained in these photocycloadditions suggested that an intramolecular hydrogen bond between the 2'-hydroxy group and the enone carbonyl can influence the facial selectivity of the interacting π -systems.¹³

Table 1. Intramolecular [2 + 2] Photocycloadditions' Solvent Screen

entry	solvent	14a	14b	yield (%)
1	acetone/H ₂ O	>20	1	60
2	methanol	>20	1	65
3	acetonitrile	5	3	77
4	diethyl ether	2	1	90
5	dichloromethane	1	6	80
6	pentane	1	2	63
7	cyclohexane	1	3	42

The results summarized in Figure 1 point to a role that solvent may play in controlling these intramolecular photocycloadditions. In aprotic solvents, such as methylene chloride, an intramolecular hydrogen bond between the 2'-hydroxyl and the carbonyl groups can orient the enone and pendent olefin to provide a particular facial selectivity between the two reactive π -systems, leading to adduct **14b**. In protic solvents, however, hydrogen bonding with the solvent competes effectively with the intramolecular interaction, affording the opposite facial selectivity between the enone and tethered olefin. This orientation leads to diastereomer **14a**. As indicated in entry 2 of Table

- (9) Shipe, W. D.; Sorensen, E. J. *Org. Lett.* **2002**, *4*, 2063.
 (10) (a) Kowalski, C.; Weber, A.; Fields, K. *J. Org. Chem.* **1982**, *47*, 5088–5093. (b) House, H.; McDaniel, W. *J. Org. Chem.* **1977**, *42*, 2155–2160.
 (11) Trost, B.; Yang, H.; Probst, G. D. *J. Am. Chem. Soc.* **2004**, *126*, 48–49.
 (12) (a) Gemal, A. L.; Luche, J. L. *J. Am. Chem. Soc.* **1981**, *103*, 5454. (b) Wang, X. J.; Hart, S. A.; Xu, B.; Mason, M. D.; Goodell, J. R.; Etkorn, R. A. *J. Org. Chem.* **2003**, *68*, 2343.
 (13) For a related observation with intramolecular [4 + 4] photocycloadditions, see: Zhu, M.; Qiu, Z.; Hiel, G. P.; Sieburth, S. M. *J. Org. Chem.* **2002**, *67*, 3487 and references therein.

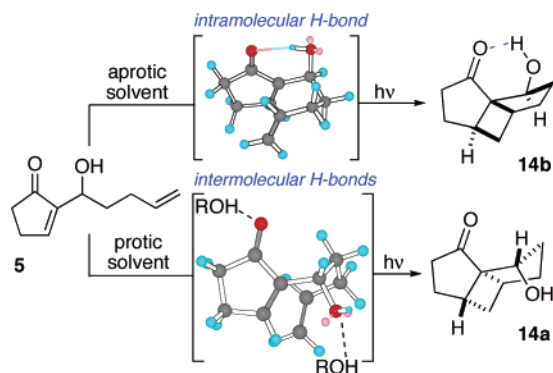


Figure 1. Photocycloaddition facial selectivity controlled by intra- and intermolecular hydrogen bonding.

2, [2 + 2] photocycloaddition of methyl ether **6** provides only cycloadduct **15** regardless of the solvent employed. The relative stereochemistry of this photoproduct is similar to that of adduct **14a**, where the intramolecular hydrogen bond is not present.

Table 2. Solvent-Dependent Intramolecular [2 + 2] Photocycloadditions^a

entry	enone	products	solvent/yield/ratio
(1)		 	CH ₂ Cl ₂ 80% 14a/14b (1:6) acetone/H ₂ O 60% 14a/14b (>20:1)
(2)			CH ₂ Cl ₂ 89% (81% conv.) MeOH 60% (87% conv.)
(3)		 	CH ₂ Cl ₂ 72% 18a/18b (1:4) acetone/H ₂ O 74% 18a/18b (6:1)
(4)		 	CH ₂ Cl ₂ 47% 19a/19b (>1:20) acetone/H ₂ O 38% 19a/19b (>20:1)
(5)		 	CH ₂ Cl ₂ 21% 20a/20b (1:10) acetone/H ₂ O 40% 20a/20b (16:1)

^a All reactions: *hν*, Pyrex filter, 3 mM in solvent.

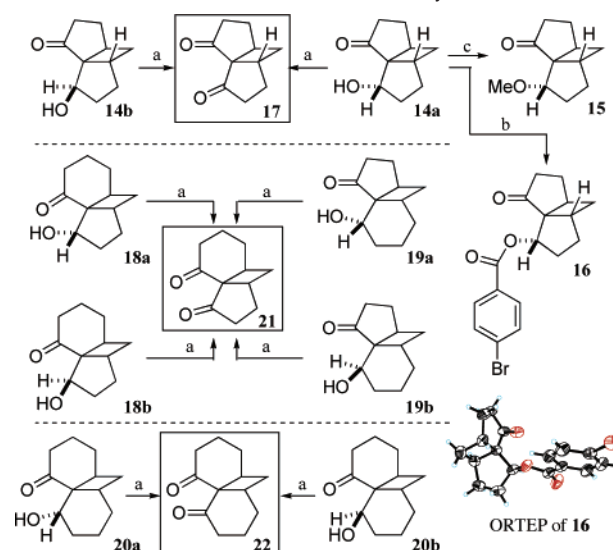
The transformations described in entries 3–5 of Table 2 explore the scope of the solvent-controlled photocycloadditions with 2'-hydroxyl-containing substrates with larger cyclic enones and longer tethered olefins. In all cases, the two reactive π -systems interact in a head-to-head fashion, where their facial selectivity is dictated by the presence or absence of an intramolecular hydrogen bond.¹⁴ Cyclohexenone **8**, shown in entry 3 for example, reacted in a manner very similar to that of substrate **5**. Protic solvents favored photoadduct **18a**, while aprotic solvents led to **18b** as the major product. The results of photocycloadditions of substrates with an additional methylene

(14) While other minor products were observed, we were not able to identify any head-to-tail regioisomers in this series of photocycloadditions.

group in the pendent olefin are shown in entries 4 and 5. In these examples, the solvent-dependent facial control improved in protic and aprotic solvents; however, the overall efficiency of the photocycloaddition appeared to suffer as indicated by the lower yields.¹⁵

Conformation of the structures for cycloadducts **14a** and **14b** was accomplished through the correlation studies illustrated in Scheme 4. Compounds **14a** and **14b** were shown to be diastereomers through oxidation of both secondary alcohols to the same diketone **17**. Derivatization of **14a** to bromobenzoate **16** allowed for confirmation of relative stereochemistry for diastereomer **14a** through X-ray crystallographic studies. The structures and stereochemistry of the remaining cycloadducts were confirmed in a related fashion. As shown in Scheme 4, photoadducts **18a**, **18b**, **19a**, and **19b** could all be transformed into the same diketone **21**. Likewise, the diastereomeric relationship between adducts **20a** and **20b** was demonstrated through a PCC oxidation to diketone **22**. These studies, combined with additional X-ray crystallographic information,¹⁶ allowed for the unambiguous structural assignment for each of the photoadducts.

Scheme 4. Structural Confirmation of Photocycloadducts^a



^a Conditions: (a) PCC (20% on basic alumina), CH₂Cl₂ (75–85%). (b) DMAP, DCC, *p*-bromobenzoic acid, CH₂Cl₂ (60%). (c) Ag₂O, MeI, CH₃CN (67%).

These diastereoselective cycloadditions differ from the solvent-dependent straight and crossed photocycloadditions observed with enone **1**. We suspect this disparity arises from structural constraints imposed by compound **1**'s polycyclic ring system. That is, regardless of solvent, only one face of the isolated olefin is available to the excited enone. For substrate **5**, the presence or absence of an intramolecular hydrogen bond dictates the facial selectivity of both the isolated olefin and enone; however, only the enone facial selectivity is influenced in substrate **1**. The generality of these solvent-controlled regio- and diastereoselective photocycloadditions was probed with substrates that limit olefin accessibility.

(15) For representative examples of tether length effects on rates of cyclization, see: (a) Johnson, C. C.; Horner, J. H.; Tronche, C.; Newcomb, M. *J. Am. Chem. Soc.* **1995**, *117*, 1684. (b) Salomon, G. *Trans. Faraday Soc.* **1938**, *34* 1311.

(16) See Supporting Information for additional information.

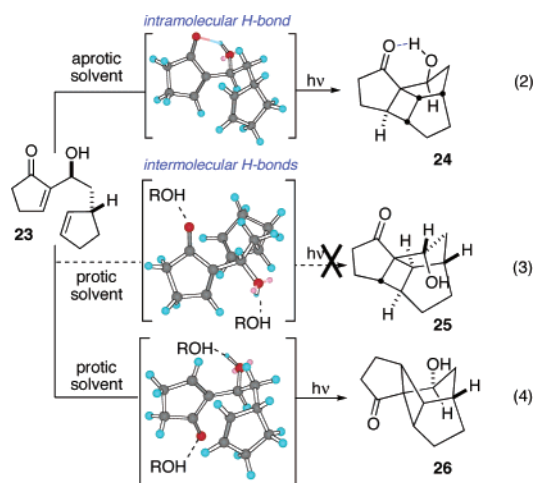
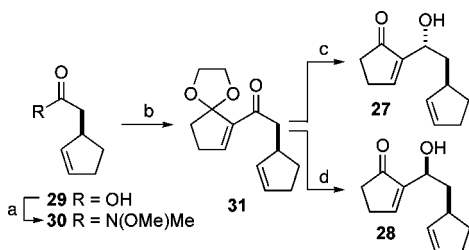


Figure 2. Regioselectivity controlled by hydrogen bonding and olefin accessibility in [2 + 2] photocycloaddition.

As illustrated in Figure 2, substrate **23**, with a tethered cyclopentenyl ring, offers a system that restricts the pendent olefin's accessibility. As shown in eq 2, conditions that allow an intramolecular hydrogen bond between the enone and 2'-hydroxyl group should lead to photoadduct **24**, with a head-to-head coupling between the enone and accessible face of the tethered olefin. If the intramolecular hydrogen bond is broken through intermolecular interactions, the stereogenic center on the cyclopentenyl ring prohibits the other face of the enone from interacting (in a low energy manner) with the opposite face of the tethered olefin (eq 3), as was observed with substrate **5**. Instead, the opposite face of the enone interacts with the accessible face of the attached olefin to yield the head-to-tail (crossed) product **26** shown in eq 4. To test this hypothesis, enones **27** and **28** were prepared and studied in intramolecular [2 + 2] photocycloadditions in protic and aprotic solvents.

Scheme 5. Synthesis of Diastereomers **27** and **28**^a



^a Conditions: (a) *N,O*-dimethylhydroxylamine hydrochloride, CDI, CH₂Cl₂, 0 °C (79%). (b) **4**, *n*-BuLi, -78 °C, THF (51%). (c) (*R*)-1-Methyl-3,3-diphenyl-1*H*,3*H*-pyrrolo[1,2-*c*][1,3,2]oxasaborole, BH₃-THF, toluene, 0 °C; then 1 M HCl (50–70%). (d) (*S*)-1-Methyl-3,3-diphenyl-1*H*,3*H*-pyrrolo[1,2-*c*][1,3,2]oxasaborole, BH₃-THF, toluene, 0 °C; then 1 M HCl (50–70%).

As outlined in Scheme 5, enones **27** and **28** were generated in three steps from enantiopure acid **29**.¹⁷ Weinreb amide **30** was prepared employing Scheffer's protocol.¹⁸ Addition of the

(17) The saturated alcohol was the minor product in a ratio of 30:1 by NMR analysis of the reaction mixture. (a) Liotta, D.; Zima, G.; Saindane, M. *J. Org. Chem.* **1982**, *47*, 1258–1267. (b) He, F.; Bo, Y.; Altom, J. D.; Corey, E. J. *J. Am. Chem. Soc.* **1999**, *121*, 6771–6772. (c) Trost, B.; Van Vranken, D.; Bingel, C. *J. Am. Chem. Soc.* **1992**, *114*, 9327–9343. (d) Campos, K.; Journet, M.; Lee, S.; Grabowski, E.; Tillyer, R. *J. Org. Chem.* **2005**, *70*, 268.

(18) Chong, K.; Scheffer, J. R. *J. Am. Chem. Soc.* **2003**, *125*, 4040.

Table 3. [2 + 2] Photocycloadditions of **27** and **28**^a

entry	enone	products	solvent/yield/ratio
(1)	27	32 , 33	CH ₂ Cl ₂ 25% 32/33 (3:1)
			acetone/H ₂ O 25% 32/33 (>1:20)
(2)	28	35 , 36	CH ₂ Cl ₂ 60% 35/36 (2:1)
			acetone/H ₂ O 64% 35/36 (>20:1)

^a All reactions: *hν*, Pyrex filter, 3 mM concentration.

lithium reagent derived from cyclopentene **4** to Weinreb amide **30** then yielded substrate **31** in 51% yield. CBS reductions using each antipode of the catalyst, followed by mild hydrolysis, produced the diastereomeric enones **27** and **28** in >10:1 diastereomeric purity as determined by chiral HPLC analysis.

Enone **27** underwent an intramolecular photochemical cycloaddition in an aprotic solvent (CH₂Cl₂) to give the head-to-head cycloadduct **32** as the major product, albeit in low yield (Table 3). In contrast, using an acetone/water mixture as solvent to disrupt the intramolecular hydrogen bond in **27** forced the cycloaddition to go in a head-to-tail fashion to provide compound **33** as the major isolable product, again with low efficiency. These results follow the reactivity trends discussed in Figure 2.

Likewise, when diastereomer **28** was subjected to the same set of reaction conditions, a similar, but less pronounced, selectivity trend was observed. Irradiation of enone **28** in a protic environment afforded mainly the head-to-head cycloadduct **35** in 64% yield. Switching the solvent to CH₂Cl₂ generated more of the head-to-tail regioisomer **36**, but still in a minor amount compared to **35**. While the regioselectivity in this series is influenced by the presence or absence of an intramolecular hydrogen bond, there are also other factors,¹⁹ such as steric effects that play an important role in dictating the facial and regioselectivity in these intramolecular [2 + 2] photocycloadditions.⁸

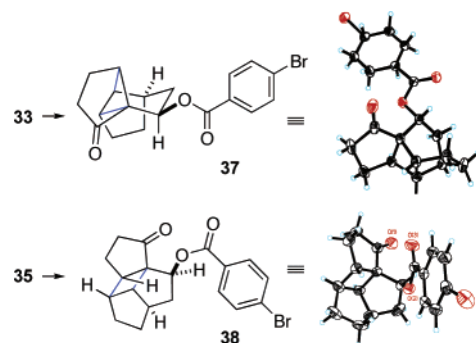


Figure 3. ORTEPs of *p*-bromobenzoic esters of photoadducts **33** and **35**.

As with the previous substrates, the diastereoisomeric relationship between photoadducts **32** and **35**, as well as **33** and **36**, was demonstrated by oxidation to the same diketones. This

(19) For examples of other factors influencing intramolecular [2 + 2] photocycloadditions, see: (a) Becker, D.; Cohen-Arazi, Y. *J. Am. Chem. Soc.* **1996**, *118*, 8278. (b) Becker, D.; Morlender, N.; Haddad, N. *Tetrahedron Lett.* **1995**, *36*, 1921. (c) Tanaka, N.; Yamazaki, H.; Sakuragi, H.; Tokumaru, K. *Bull. Chem. Soc. Jpn.* **1994**, *67*, 1434. (d) Becker, D.; Haddad, N. *Tetrahedron* **1993**, *49*, 947.

information, coupled with X-ray crystallographic studies summarized in Figure 3, allowed for unambiguous assignment of relative stereochemistry of these cycloadducts.

Summary

There has been a longstanding interest in the factors influencing [2 + 2] photocycloadditions of cyclic enones.²⁰ For 2'-hydroxyenones, the regio- and diastereoselective outcome of intramolecular [2 + 2] photocycloadditions can be dictated by solvent. An intramolecular hydrogen bond between the carbonyl and 2'-hydroxyl group can govern the facial selectivity between the two interacting π -systems under photochemical [2 + 2] conditions. Changing the tether to a conformationally restricted olefin, however, limits one π -system, affording complementary regioselective cycloadditions in protic and aprotic media.

Experimental Section

Representative Procedure for the Intramolecular [2+2] Photocycloaddition: To a thick-walled, flame-dried, Pyrex reaction tube were added the α,β -unsaturated ketone (1 equiv) and solvent (3.7 mM). The solution was degassed by bubbling N₂ through the solution for 15 min and then irradiated through a 4 mm barrier of Pyrex with a 450 W medium-pressure Hanovia mercury lamp until the reaction was deemed finished by TLC analysis. The reaction was concentrated under reduced pressure and purified through silica gel flash chromatography.

(20) For representative examples, see: (a) Wilsey, S.; González, L.; Robb, M. A.; Houk, K. N. *J. Am. Chem. Soc.* **2000**, *122*, 5866. (b) Schuster, D. I.; Heibel, G. E.; Brown, P. B.; Turro, N. J.; Kumar, C. V. *J. Am. Chem. Soc.* **1988**, *110*, 8261. (c) Corey, E. J.; Bass, J. D.; LeMahieu, R.; Mitra, R. B. *J. Am. Chem. Soc.* **1964**, *86*, 5570.

Representative Procedure for the Oxidation of Photocycloadducts: To a stirred solution of the photocycloadduct (1.0 equiv) in CH₂Cl₂ (0.1–0.01 M) was added pyridinium chlorochromate (PCC 20% on basic alumina, 2.0 equiv). The reaction was stirred at room temperature until the starting material was deemed consumed by TLC analysis. The reaction mixture was filtered through a plug (1 cm) of Celite, and the filtrate was washed with a solution of saturated CuSO₄ (2 mL), dried with MgSO₄, filtered, and concentrated under reduced pressure. The residue was purified by Kugelrohr distillation.

Representative Procedure for the Derivatization of the [2 + 2] Photocycloadducts: To a solution of cycloadduct (1 equiv) in CH₂Cl₂ (0.1 M) cooled to 0 °C were added 4-bromobenzoic acid (1.1 equiv), 4-(dimethylamino)pyridine (DMAP, 0.5 equiv), and *N,N'*-dicyclohexylcarbodiimide (DCC, 1.1 equiv). The reaction was warmed slowly to room temperature. After the reaction was deemed finished by TLC analysis, the mixture was diluted with CH₂Cl₂ and dried with MgSO₄. The solution was filtered, concentrated, and purified through silica gel chromatography. The product was then recrystallized under the appropriate conditions.

Acknowledgment. We thank the National Institute of General Medical Sciences (National Institutes of Health, GM62824) for financial support. We are grateful to Schering-Plough for X-ray facility support, and Keith Griswold, Wayne Lo, and Dr. Richard J. Staples for substantial assistance with X-ray crystallographic studies.

Supporting Information Available: Complete experimental procedures and data on new compounds are provided (PDF). This material is available free of charge via the Internet at <http://pubs.acs.org>.

JA060968G